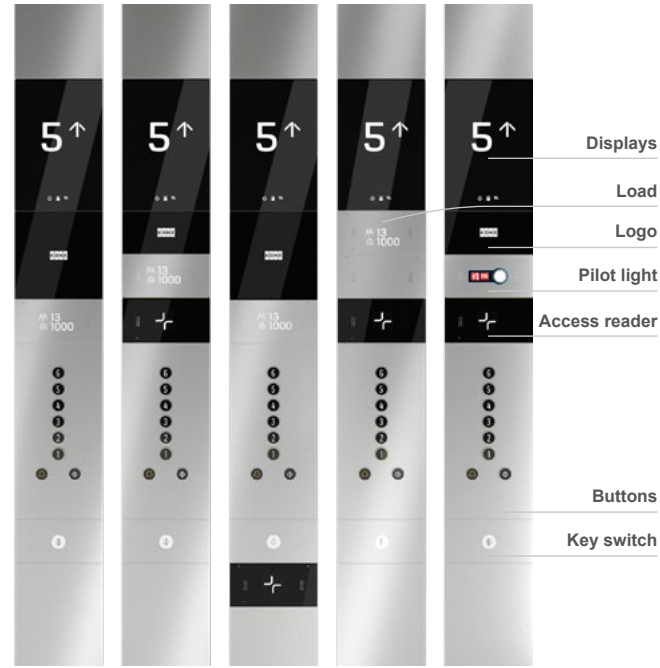
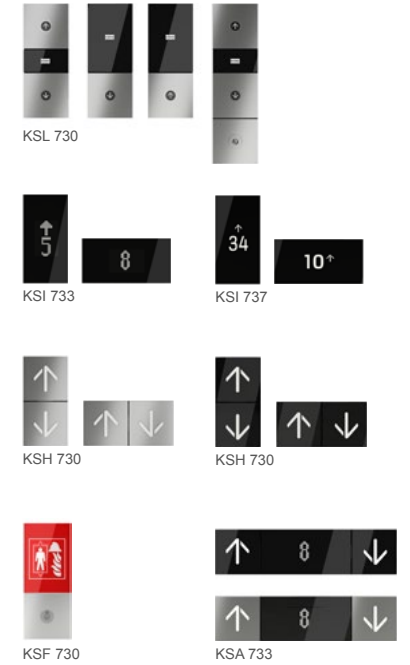


The flush-mounted KSS 700 signalization family for residential and commercial buildings is a revolution in elevator design. Its modular structure means you can swap out different elements – such as the faceplate, display, and even buttons – to add new functions and create a unique look and feel.


CAR OPERATING PANEL (COP) – MODULAR SYSTEM



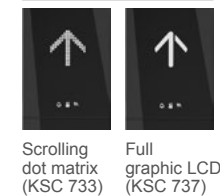
LANDING DEVICES



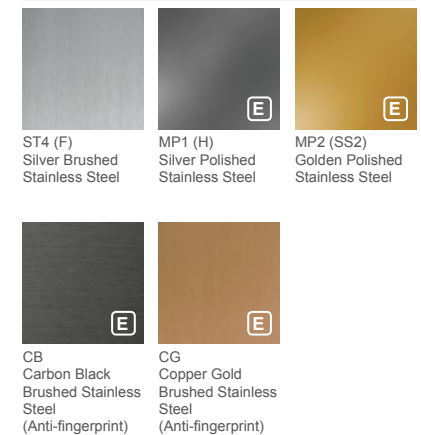
COP FACEPLATE FINISHES



DISPLAYS



LANDING DEVICE FINISHES



KONE SIGNALIZATION

Our versatile, modern signalization range has everything you need to ensure clear guidance and make elevators as easy as possible for people to use. It includes flush and surface-mounted devices with a huge variety of options to cater for every possible design vision and practical requirement, including vandal-resistant features and options to ensure elevators are accessible for the visually impaired.

KSS D – DESIGN FREEDOM AT ITS BEST

The KSS D signalization family for residential and commercial buildings is ideal when you want to give your elevators an eye-catching visual edge. It features a vast array of options for faceplate colors and finishes, including modern stainless steel and printed hard-coated polycarbonate, as well as landing devices to match.

The KSS D family also includes special graphics package options that support learning and improve accessibility, such as button color-coding to help children remember floor numbers and large numbers to aid people with visual impairments.



KSC D53 Full height, Surface mounted
KSC D63 Full height, Flush mounted

CAR OPERATING PANEL (COP)

Faceplate finishings:
Scratch-resistant hard-coated polycarbonate, printed from back side.
Stainless steel with semi-transparent brushed lens.

Frame finishings:
Asturias Satin (F)
Murano Mirror (H)
Carbon Black (BM)

Displays:
Scrolling dot matrix (amber or white)

LANDING DEVICES



KSL D40



KSL D20



KSH D20



KSI D43
Horizontal or vertical



KSL D20
EN81-70
compliant landing
device available for
all color options

FACEPLATE SOLID COLOR FINISHES



33
Brushed Stainless
Steel

35
Cloudberry
Orange

36
Spring Yellow

37
Trustworthy Blue

38
Iron Stone Red

39
Oak Brown

40
Granite Gray

41
Carbon Black

42
Cottongrass White

KSS 280 – MODERN DURABILITY

The KSS 280 signalization family is designed to provide simple, reliable guidance in low and medium-rise residential buildings.

Available with a partial or full-height COP, it features a sleek, hardwearing stainless steel faceplate and clear segmented LCD displays for the COP and landing devices.



KSC 266
Full height,
Surface mounted

KSC 276
Full height,
Flush mounted

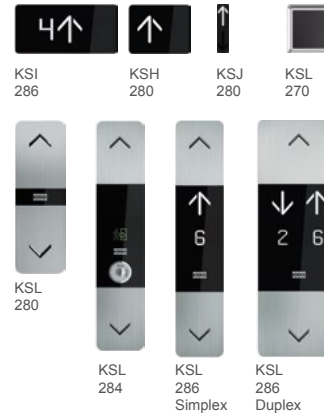
KSC 286
Partial height,
Surface mounted

CAR OPERATING PANEL (COP)

Faceplate finishings:
Asturias Satin Brushed Stainless Steel (F)

Displays:
Segmented LCD

LANDING DEVICES



KSI
286

KSH
280

KSJ
280

KSL
270

KSL
280

KSL
284

KSL
286
Simplex

KSL
286
Duplex



reddot design award
winner 2012

KSS 140 – READY FOR ANYTHING

The KSS 140 vandal-resistant signalization family is designed for low and mid-rise buildings where the elevator equipment needs to be able to cope with tough challenges.

Everything from the faceplate to the buttons, displays, and even the screws, is designed to be vandal resistant. KSS 140 signalization complies with the EN81-71 (Cat 1) standard for vandal-resistant elevators.



KSC 143PH, Partial height
KSC 143FH, Full height

CAR OPERATING PANEL (COP)


Faceplate finishings:
Asturias Satin Brushed Stainless Steel (F)
Scottish Quad Textured Stainless Steel (K)

Displays:
Scrolling dot matrix (amber)

LANDING DEVICES




KSI 143



KSH 140



KSL 140



EN81-70 compliant
Landing call station

KSS H – ACCESSIBLE EXCELLENCE

The horizontal COP, according to EN81-70 Annex B, improves elevator accessibility for wheelchair users and those with visual impairments. Installed alongside standard signalization inside the elevator car and accompanied by a handrail, the COP features extra-large buttons with tactile and braille markings, and is finished in durable stainless steel.



KSC H70, up to 12 buttons
KSC H40, up to 6 buttons

LANDING DEVICES



KSL 710

Faceplate finishings:
Asturias Satin Brushed Stainless Steel (F)

Displays:
None