



KONE DESTINATION SIGNALIZATION

KSS 800 and KSS 900
EUROPE

KSS 800 SERIES SIGNALIZATION FOR ELEVATORS WITH KONE DESTINATION

TOUCHSCREEN DESTINATION OPERATING PANEL (DOP)



KSP 858
KSP 858 also available with pedestal



DESTINATION OPERATING PANEL (DOP)

Surface mounted (on wall)

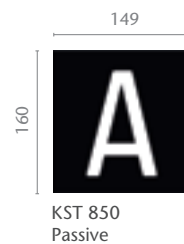


KSP 853




KSP 833

ELEVATOR IDENTIFIER (EID)



KST 850
Passive



KST 860
Active



KST 880
Passive



KST 890
Active

Total thickness 7,5 mm

JAMB-MOUNTED DESTINATION INDICATOR (JM DIN)*



KSJ 853



33 mm
(width)




KSJ 863



50 mm
(width)

* Available only with traditional configuration


CAR OPERATING PANEL (COP)
KONE Destination with traditional configuration



KSC 853
Partial height

KSC 863
Full height

CAR OPERATING PANEL (COP)
KONE Destination with hybrid configuration



EN81-70
compliant option:
For elevators
serving more than
21 floors, two
COPs are needed.

KSC D23
Partial height
(scrolling dot-matrix)¹⁾

KSC D53
Full height
(scrolling dot-matrix)¹⁾

*** Note:**
These are the recommended signalization
components for hybrid configurations. For the full
KSS D offering, please refer to the KSS D brochure
(KONE Design signalization).

For the KONE Access™ solution note:

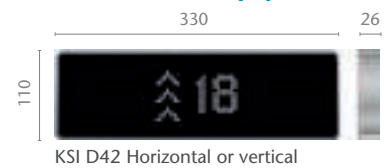
- ¹⁾ KONE Access™ can be integrated inside the KSC
D23 and KSC D43 car operating panels only.
- ²⁾ Only available with scrolling dot-matrix display.

HALL LANTERN (HL)



KSH D20

HALL INDICATOR (HI)



KSI D42 Horizontal or vertical
(dot-matrix)²⁾



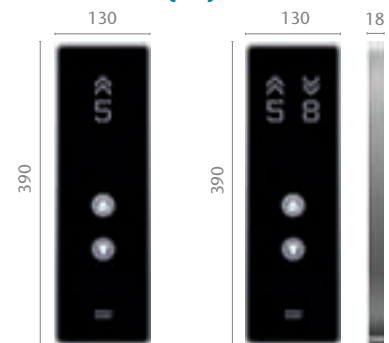
KSI D43 (Scrolling dot-matrix)

**LANDING CALL
STATION (LCS)**



KSL D40

**LANDING CALL
STATION WITH
INDICATOR (LCI)**



KSL D41 Simplex

KSL D42 Duplex

*** Note:**
The exact height of the COP depends on
the car height and the selected ceiling option.

KSS 900 SERIES SIGNALIZATION FOR ELEVATORS WITH KONE DESTINATION

DESTINATION OPERATING PANEL (DOP)

Surface mounted (on wall or on pedestal)



KSP 937
Also available with square buttons (see below)

KSP 937
EN81-70-2017 compliant

ELEVATOR IDENTIFIER (EID)



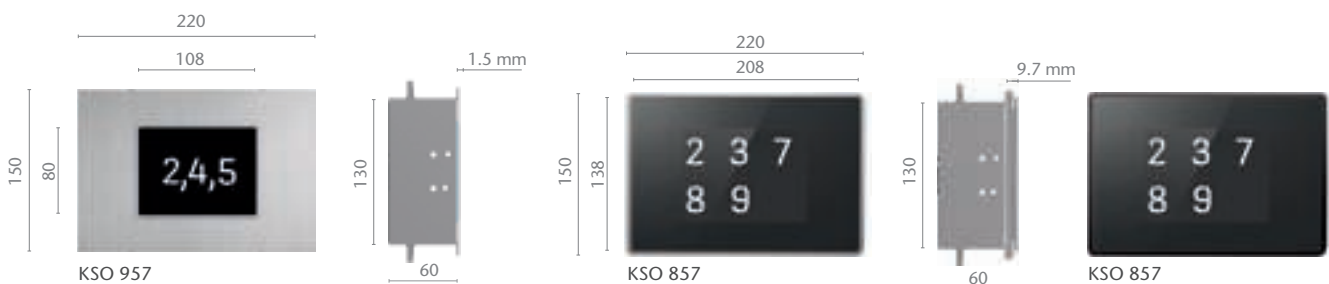
KST 950
Available in active and passive configurations

Flush mounted (on wall)



KSP 947
Also available with round buttons (see above)

DESTINATION INDICATOR AT LANDING (DIN L)



KSO 957

KSO 857
Natural color anodized

KSO 857
Black color anodized

CAR OPERATING PANEL (COP)
KONE Destination with traditional configuration



KSC 957
Full height
Full-color LCD

KSC 957
EN81-70:2017
compliant

CAR OPERATING PANEL (COP)
KONE Destination with hybrid configuration



KSC 977
Full height


HALL LANTERN (HL)



KSH 660




KSH 670¹⁾



KSH 940




KSH 950

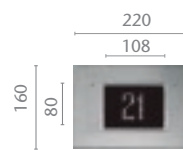


KSH 960

HALL INDICATOR (HI)



KSI 673, 675¹⁾



KSI 983




KSI 977



KSI 987

HALL INDICATOR WITH LANTERN ARROWS



KSA 673¹⁾

¹⁾Also available in vertical configuration.

LANDING CALL STATION (LCS)



KSL 670



KSL 672
Simplex



KSL 672
Duplex



KSL 970
Flush button

* Note:
The exact height of the COP depends on the car height and the selected ceiling option.

Back box width in all landing call stations is 65 mm.

OPTIMIZED PEOPLE FLOW™

Correct positioning of destination operating panels in the lobby helps to quickly guide users to their assigned elevator and ensures a smooth flow of people throughout the building. Matching the design of the destination operating panels with that of the signalization in the elevator cars gives a seamless look and feel, and improves ease of use.





KONE provides innovative and eco-efficient solutions for elevators, escalators, automatic building doors and the systems that integrate them with today's intelligent buildings.

We support our customers every step of the way; from design, manufacturing and installation to maintenance and modernization. KONE is a global leader in helping our customers manage the smooth flow of people and goods throughout their buildings.

Our commitment to customers is present in all KONE solutions. This makes us a reliable partner throughout the life cycle of the building. We challenge the conventional wisdom of the industry. We are fast, flexible, and we have a well-deserved reputation as a technology leader, with such innovations as KONE MonoSpace®, KONE NanoSpace™ and KONE UltraRope®.

KONE employs close to 52,000 dedicated experts to serve you globally and locally.

KONE CORPORATION

Head office

Kartanontie 1
P.O. Box 8
FI-00331 Helsinki
Finland
Tel. +358 (0)204 751

Corporate offices

Keilasatama 3
P.O. Box 7
FI-02151 Espoo
Finland
Tel. +358 (0)204 751

www.kone.com